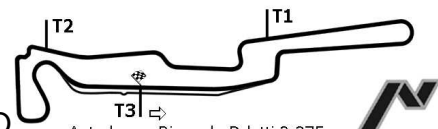


Autodromo Riccardo Paletti 2.375m.

## ANALISI DEI TEMPI PROVE LIBERE MATTINO



Autodromo Riccardo Paletti 2.375m.

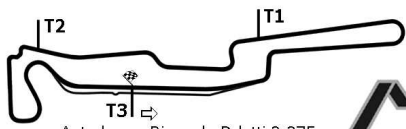
GIRO VEL SETT.1 SETT.2 FINISH TEMPO

GIRO VEL SETT.1 SETT.2 FINISH TEMPO

### 3 AGOSTINI Riccardo

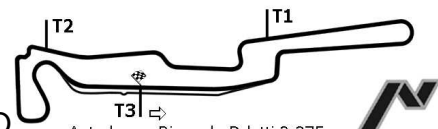
PREMA FORMULA ABAR

1)	10'48.712				<b>31'07.512</b>
2)	37.639	24.315	32.591		<b>1'34.545</b>
3)	45.152				<b>1'35.908</b>
4)	46.203				<b>1'41.084</b>
5)	42.002				<b>1'42.672 B</b>



Autodromo Riccardo Paletti 2.375m.

## ANALISI DEI TEMPI PROVE LIBERE MATTINO



Autodromo Riccardo Paletti 2.375m.

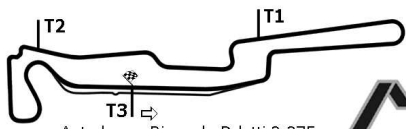
GIRO    VEL    SETT.1    SETT.2    FINISH    TEMPO

GIRO    VEL    SETT.1    SETT.2    FINISH    TEMPO

### 5 LIBERTI Edoardo

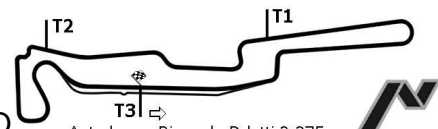
PREMA    FORMULA 3

1)    18'14.380    24.560    37.514    **1'43.465 B**



Autodromo Riccardo Paletti 2.375m.

## ANALISI DEI TEMPI PROVE LIBERE MATTINO



Autodromo Riccardo Paletti 2.375m.

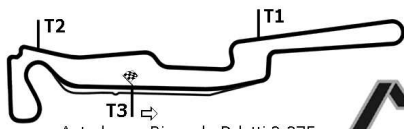
GIRO VEL SETT.1 SETT.2 FINISH TEMPO

GIRO VEL SETT.1 SETT.2 FINISH TEMPO

### 7 CUNILL Jordie

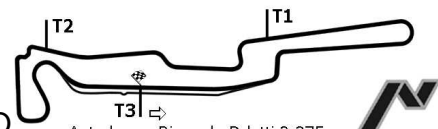
PREMA FORMULA ABAR

1)	45'15.655	23.740	30.971	<b>6'48.591</b>
2)	38.901	23.178	29.843	<b>1'31.922</b>
3)	37.760	22.513	29.499	<b>1'29.772</b>
4)	37.047	21.871	41.747	<b>1'40.665 B</b>
5)	7'15.661	25.259	36.782	<b>8'17.702 B</b>



Autodromo Riccardo Paletti 2.375m.

## ANALISI DEI TEMPI PROVE LIBERE MATTINO



Autodromo Riccardo Paletti 2.375m.

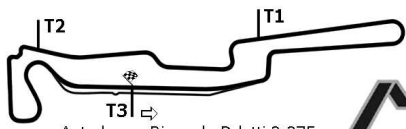
GIRO VEL SETT.1 SETT.2 FINISH TEMPO

GIRO VEL SETT.1 SETT.2 FINISH TEMPO

### 10 TORTA Matteo

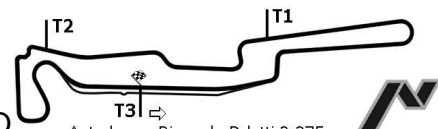
ALAN RACING FORMULA ABAR

1)	28.384	27.163	5'19.699	<b>4'43.198</b>
2)	40.267	23.642	39.649	<b>1'43.558</b> B
3)	2'30.605	26.592	32.733	<b>3'29.930</b>
4)	40.808	25.935	33.225	<b>1'39.968</b>
5)	41.605	25.250	37.966	<b>1'44.821</b> B
6)	35'22.551	27.554	33.795	<b>36'23.900</b>
7)	42.731	24.806	34.971	<b>1'42.508</b>
8)	51.654	24.954	35.020	<b>1'51.628</b> B
9)	13'56.358	26.196	33.160	<b>14'55.714</b>
10)	42.123	25.491	32.486	<b>1'40.100</b>
11)	41.716	27.673	40.495	<b>1'49.884</b> B



Autodromo Riccardo Paletti 2.375m.

# ANALISI DEI TEMPI PROVE LIBERE MATTINO



Autodromo Riccardo Paletti 2.375m.

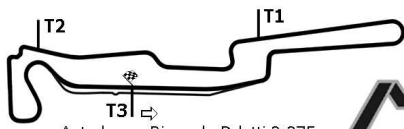
GIRO    VEL    SETT.1    SETT.2    FINISH    TEMPO

GIRO    VEL    SETT.1    SETT.2    FINISH    TEMPO

## 12 DAVENIA MATTEO

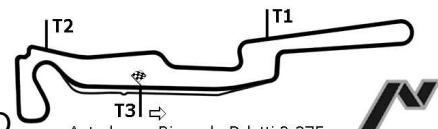
CRAM COMPETI FORMULA ABAR

1)					<b>49'53.717</b> B
2)	18'37.735				<b>19'40.455</b> B



Autodromo Riccardo Paletti 2.375m.

## ANALISI DEI TEMPI PROVE LIBERE MATTINO



Autodromo Riccardo Paletti 2.375m.

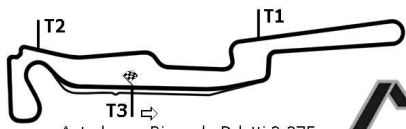
GIRO VEL SETT.1 SETT.2 FINISH TEMPO

GIRO VEL SETT.1 SETT.2 FINISH TEMPO

### 18 MARCELLAN Cristiano

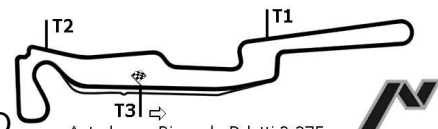
EUROPA CORSE FORMULA ABAR

1)	3'52.867		2'58.551	<b>2'22.840</b>
2)	39.021			<b>1'37.753</b> B
3)	8'58.255			<b>10'04.010</b>
4)	41.993			<b>1'45.781</b> B
5)	23'59.639			<b>24'55.902</b>
6)	39.482			<b>1'33.950</b>
7)	38.370			<b>1'34.421</b>
8)	2'20.029			<b>3'12.481</b>
9)	38.039			<b>1'34.792</b>
10)	38.876			<b>1'32.145</b>
11)	37.912			<b>1'29.876</b>
12)	39.037			<b>1'30.929</b>
13)	37.857			<b>1'29.598</b>
14)	45.612			<b>1'48.691</b> B
15)	14'35.225	23.325	31.047	<b>15'29.597</b>
16)	38.639	23.129	32.997	<b>1'34.765</b>
17)	40.404	23.341	31.083	<b>1'34.828</b>
18)	50.780	24.445	30.719	<b>1'45.944</b>
19)	39.310	23.195	30.184	<b>1'32.689</b>



Autodromo Riccardo Paletti 2.375m.

## ANALISI DEI TEMPI PROVE LIBERE MATTINO



Autodromo Riccardo Paletti 2.375m.

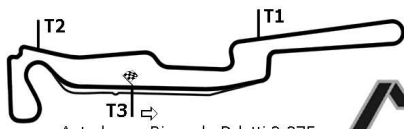
GIRO VEL SETT.1 SETT.2 FINISH TEMPO

GIRO VEL SETT.1 SETT.2 FINISH TEMPO

### 19 GUERIN Victor

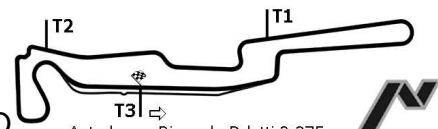
JD MOTORSPOR FORMULA ABAR

1)	48'42.116	24.572	29.927	<b>1'34.436</b>
2)	39.171	23.028	29.678	<b>1'31.877</b>
3)	39.424			<b>1'32.965</b>
4)	37.527	22.000	39.936	<b>1'39.463</b>
5)	37.045	22.223	29.904	<b>1'29.172</b>
6)	39.514			<b>1'34.833 B</b>



Autodromo Riccardo Paletti 2.375m.

## ANALISI DEI TEMPI PROVE LIBERE MATTINO



Autodromo Riccardo Paletti 2.375m.

GIRO VEL SETT.1 SETT.2 FINISH TEMPO

GIRO VEL SETT.1 SETT.2 FINISH TEMPO

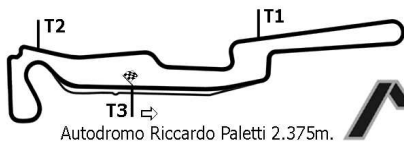
**21 KROHM**

ERREPI

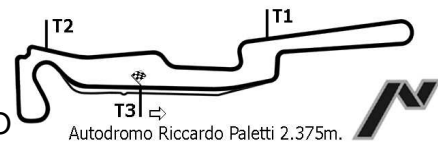
FORMULA 3

1)	<b>1'41.560</b>
2)	<b>1'40.031</b>
3)	<b>21'48.772</b>
4)	<b>3'17.873</b>





## ANALISI DEI TEMPI PROVE LIBERE MATTINO



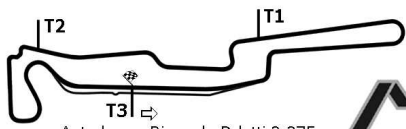
GIRO VEL SETT.1 SETT.2 FINISH TEMPO

GIRO VEL SETT.1 SETT.2 FINISH TEMPO

### 22 FUOCO Leonardo

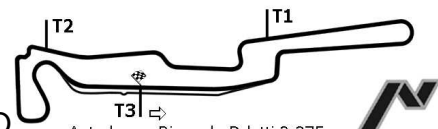
FORMULA RENA

1)	2'36.532	24.494	34.680	<b>1'41.674</b>
2)	41.873	24.658	33.731	<b>1'40.262</b>
3)	41.941	24.437	34.297	<b>1'40.675</b>
4)	41.178	24.324	35.313	<b>1'40.815</b>
5)	41.404	25.917	33.794	<b>1'41.115</b>
6)	40.103	25.954	33.837	<b>1'39.894</b>
7)	40.950	24.752	33.756	<b>1'39.458</b>
8)	43.786	26.955	36.145	<b>1'46.886</b>
9)	48.265	30.570	44.069	<b>2'02.904</b> B
10)	22'29.250	27.915	36.276	<b>23'33.441</b>
11)	42.948	26.262	35.685	<b>1'44.895</b>
12)	43.543	26.212	34.093	<b>1'43.848</b>
13)	42.096	25.861	36.401	<b>1'44.358</b>
14)	42.413	25.814	33.791	<b>1'42.018</b>
15)	44.961	28.064	34.385	<b>1'47.410</b>
16)	41.789	24.736	33.305	<b>1'39.830</b>
17)	40.244	25.843	35.156	<b>1'41.243</b>
18)	41.413	24.797	32.889	<b>1'39.099</b>
19)	39.344	23.700	32.561	<b>1'35.605</b>
20)	39.454	23.374	39.100	<b>1'41.928</b> B
21)	12'53.573	25.322	33.315	<b>13'52.210</b>
22)	43.507	26.743	33.024	<b>1'43.274</b>
23)	40.802	23.669	32.209	<b>1'36.680</b>
24)	41.534	24.018	33.466	<b>1'39.018</b>
25)	43.696	24.696	32.948	<b>1'41.340</b>
26)	42.069	25.258	33.084	<b>1'40.411</b>



Autodromo Riccardo Paletti 2.375m.

## ANALISI DEI TEMPI PROVE LIBERE MATTINO



Autodromo Riccardo Paletti 2.375m.

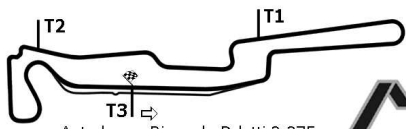
GIRO    VEL    SETT.1    SETT.2    FINISH    TEMPO

GIRO    VEL    SETT.1    SETT.2    FINISH    TEMPO

### 23 QUESADA

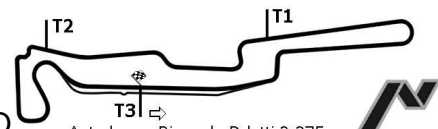
ERREPI    FORMULA 3 OP

1)	45'17.665	27.028	41.926	<b>1'55.131</b>	B
2)	1'34.930	27.592	35.790	<b>2'38.312</b>	
3)	42.015	24.026	33.349	<b>1'39.390</b>	
4)	40.088	23.221	30.975	<b>1'34.284</b>	
5)	37.974	22.280	30.044	<b>1'30.298</b>	
6)	37.243	22.377	30.624	<b>1'30.244</b>	



Autodromo Riccardo Paletti 2.375m.

## ANALISI DEI TEMPI PROVE LIBERE MATTINO



Autodromo Riccardo Paletti 2.375m.

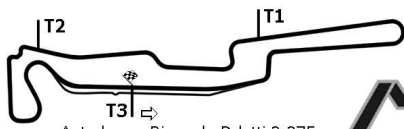
GIRO VEL SETT.1 SETT.2 FINISH TEMPO

GIRO VEL SETT.1 SETT.2 FINISH TEMPO

### 24 CHEEVER Eddie

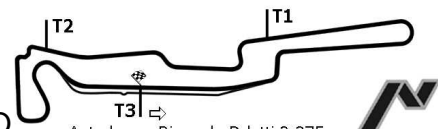
JENZER MOTOR FORMULA ABAR

1)					<b>28'28.913</b>
2)	40.066	24.210	32.250		<b>1'36.526</b>
3)	39.487	24.133	35.735		<b>1'39.355 B</b>
4)	8'58.616	24.565	32.308		<b>9'55.489</b>
5)	38.556	23.153	30.917		<b>1'32.626</b>
6)	38.301	22.750	30.587		<b>1'31.638</b>
7)	37.658	30.177	31.311		<b>1'39.146</b>
8)	38.207	22.851	30.083		<b>1'31.141</b>
9)	55.824	30.864	30.708		<b>1'57.396</b>
10)	37.694	22.868	29.286		<b>1'29.848</b>
11)	37.067	22.066	30.814		<b>1'29.947</b>
12)	47.271	24.852	33.490		<b>1'45.613 B</b>



Autodromo Riccardo Paletti 2.375m.

## ANALISI DEI TEMPI PROVE LIBERE MATTINO



Autodromo Riccardo Paletti 2.375m.

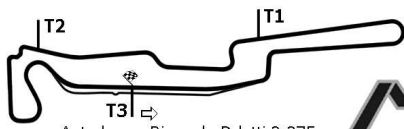
GIRO VEL SETT.1 SETT.2 FINISH TEMPO

GIRO VEL SETT.1 SETT.2 FINISH TEMPO

### 26 GREHAGEN Maus

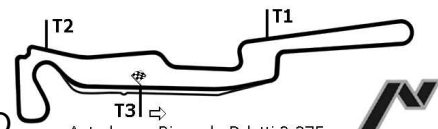
JENZER MOTOR FORMULA ABAR

1)	33'35.391	23.977	30.754	<b>1'35.752</b>
2)	38.775	22.549	29.369	<b>1'30.693</b>
3)	38.116	22.070	37.009	<b>1'37.195</b> B
4)	11'21.525	24.151	30.224	<b>12'15.900</b>
5)	39.059	23.161	30.322	<b>1'32.542</b>
6)	38.917	23.783	30.144	<b>1'32.844</b>
7)	37.217	23.000	30.581	<b>1'30.798</b>
8)	36.821	21.637	29.251	<b>1'27.709</b>
9)	38.451	24.100	31.615	<b>1'34.166</b> B
10)	11'38.715	23.027	30.430	<b>12'32.172</b>
11)	39.182	22.952	30.160	<b>1'32.294</b>
12)	41.039	24.170	30.302	<b>1'35.511</b>
13)	37.963	22.539	29.986	<b>1'30.488</b>
14)	41.850	23.588	31.801	<b>1'37.239</b> B



Autodromo Riccardo Paletti 2.375m.

## ANALISI DEI TEMPI PROVE LIBERE MATTINO



Autodromo Riccardo Paletti 2.375m.

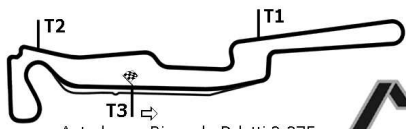
GIRO VEL SETT.1 SETT.2 FINISH TEMPO

GIRO VEL SETT.1 SETT.2 FINISH TEMPO

### 28 AMBERG Zoel

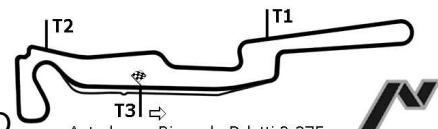
JENZER MOTOR FORMULA ABAR

1)	33'32.843	22.986	30.473	<b>1'32.558</b>
2)	38.388	22.698	30.561	<b>1'31.647</b>
3)	37.969	22.121	29.739	<b>1'29.829</b>
4)	37.436	22.353	30.005	<b>1'29.794</b>
5)	38.400	23.375	30.945	<b>1'32.720</b>
6)	37.272	23.270	29.773	<b>1'30.315</b>
7)	37.281	22.395	29.885	<b>1'29.561</b>
8)	37.868	22.603	35.516	<b>1'35.987</b> B
9)	11'16.133	24.041	36.252	<b>12'16.426</b> B
10)	11'45.266	23.473	31.675	<b>12'40.414</b>
11)	39.361	22.535	30.575	<b>1'32.471</b>
12)	40.565	23.711	30.619	<b>1'34.895</b>
13)	37.533	22.565	30.208	<b>1'30.306</b>
14)	37.252	22.327	30.180	<b>1'29.759</b>
15)	38.506	22.631	30.087	<b>1'31.224</b>
16)	38.610	22.560	30.567	<b>1'31.737</b>
17)	39.236	23.921	35.240	<b>1'38.397</b> B



Autodromo Riccardo Paletti 2.375m.

## ANALISI DEI TEMPI PROVE LIBERE MATTINO



Autodromo Riccardo Paletti 2.375m.

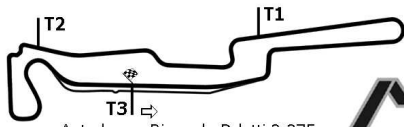
GIRO VEL SETT.1 SETT.2 FINISH TEMPO

GIRO VEL SETT.1 SETT.2 FINISH TEMPO

### 31 AMARASCA Mario

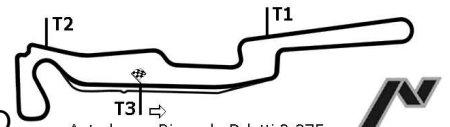
PKF FORMULA ABAR

1)	30.641	23.371	46'45.502	<b>46'11.376</b>
2)	41.913	23.346	30.998	<b>1'36.257</b>
3)	39.471	22.809	31.504	<b>1'33.784</b>
4)	38.650	22.557	30.585	<b>1'31.792</b>
5)	37.827	22.611	30.272	<b>1'30.710</b>
6)	38.379	22.386	30.134	<b>1'30.899</b>
7)	39.169	22.361	30.604	<b>1'32.134</b>
8)	38.787	22.129	35.733	<b>1'36.649 B</b>
9)	12'09.080	22.256	31.080	<b>13'02.416</b>
10)	40.542	52.110	36.857	<b>2'09.509</b>
11)	39.550	23.300	31.320	<b>1'34.170</b>
12)	39.115	23.152	31.219	<b>1'33.486</b>
13)	42.480	23.354	30.713	<b>1'36.547</b>
14)	39.714	23.258	30.557	<b>1'33.529</b>



Autodromo Riccardo Paletti 2.375m.

## ANALISI DEI TEMPI PROVE LIBERE MATTINO



Autodromo Riccardo Paletti 2.375m.

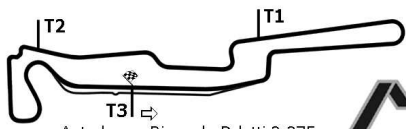
GIRO VEL SETT.1 SETT.2 FINISH TEMPO

GIRO VEL SETT.1 SETT.2 FINISH TEMPO

### 39 MOSCATO Marco

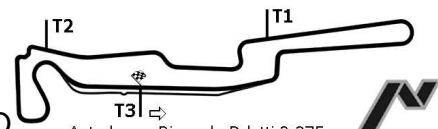
LINE RAGE FORMULA ABAR

1)	39'10.121	23.776	31.796	<b>1'35.591</b>
2)	39.972	23.478	31.182	<b>1'34.632</b>
3)	39.603	23.635	31.792	<b>1'35.030</b>
4)	39.629	23.447	32.026	<b>1'35.102</b>
5)	39.725	23.264	31.730	<b>1'34.719</b>
6)	40.190	22.794	32.576	<b>1'35.560</b>
7)	39.125	22.940	31.041	<b>1'33.106</b>
8)	39.561	23.313	29.824	<b>1'32.698</b>
9)	39.858	31.150	34.354	<b>1'45.362</b>
10)	35.882	22.768	31.571	<b>1'30.221</b>
11)	40.269	22.978	30.901	<b>1'34.148</b>



Autodromo Riccardo Paletti 2.375m.

## ANALISI DEI TEMPI PROVE LIBERE MATTINO



Autodromo Riccardo Paletti 2.375m.

GIRO VEL SETT.1 SETT.2 FINISH TEMPO

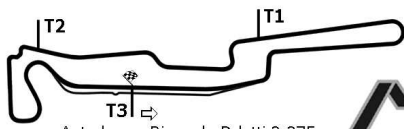
GIRO VEL SETT.1 SETT.2 FINISH TEMPO

### 43 MERLILLO Mirco

ARM COMPETIT FORMULA ABAR

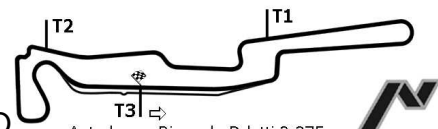
1)			24'03.254	<b>23'29.571</b>
2)	53.608	32.494	44.698	<b>2'10.800</b>
3)	49.708	31.819	37.401	<b>1'58.928</b>
4)	1'15.101	32.504	47.225	<b>2'34.830 B</b>





Autodromo Riccardo Paletti 2.375m.

## ANALISI DEI TEMPI PROVE LIBERE MATTINO



Autodromo Riccardo Paletti 2.375m.

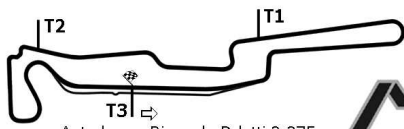
GIRO VEL SETT.1 SETT.2 FINISH TEMPO

GIRO VEL SETT.1 SETT.2 FINISH TEMPO

### 44 COLOMBO

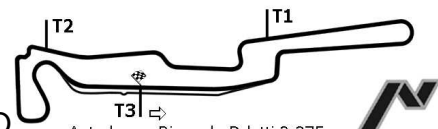
ERREPI FORMULA ABAR

1)	4.434				<b>42'48.594</b>
2)	41.224	26.477	36.390		<b>1'44.091</b>
3)	42.175				<b>1'45.053 B</b>
4)	7'50.251				<b>8'45.635</b>
5)	38.154				<b>1'30.938</b>
6)	38.364				<b>1'40.096 B</b>
7)	13'10.699				<b>14'05.702</b>
8)	39.729				<b>1'33.492</b>
9)	38.263				<b>1'30.245</b>
10)	40.228				<b>1'30.576</b>
11)	41.184				<b>1'41.435 B</b>



Autodromo Riccardo Paletti 2.375m.

## ANALISI DEI TEMPI PROVE LIBERE MATTINO



Autodromo Riccardo Paletti 2.375m.

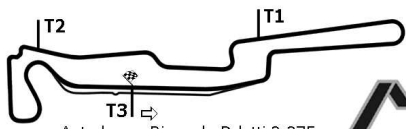
GIRO    VEL    SETT.1    SETT.2    FINISH    TEMPO

GIRO    VEL    SETT.1    SETT.2    FINISH    TEMPO

### 53 MARCIELLO Raffaele

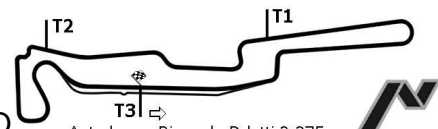
JD MOTORSPOR FORMULA ABAR

1)	2'19.305	35.882	31.492	<b>3'07.231</b>
2)	46.161	27.135	05'18.102	<b>:06'31.398</b>
3)	38.886	23.345	31.034	<b>1'33.265</b>
4)	37.613	22.737	29.935	<b>1'30.285</b>
5)	37.220	23.155	35.347	<b>1'35.722 B</b>



Autodromo Riccardo Paletti 2.375m.

## ANALISI DEI TEMPI PROVE LIBERE MATTINO



Autodromo Riccardo Paletti 2.375m.

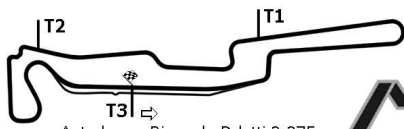
GIRO VEL SETT.1 SETT.2 FINISH TEMPO

GIRO VEL SETT.1 SETT.2 FINISH TEMPO

**54 CARLO**

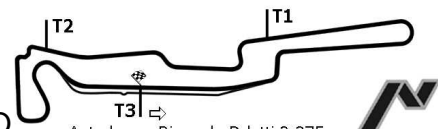
FORMULA RENA

1)	2'31.743		3'30.317	<b>1'51.045</b> B
2)				<b>9'50.732</b>
3)	45.384			<b>1'45.571</b>
4)	49.860			<b>1'52.992</b>
5)	50.029	28.757	35.719	<b>1'54.505</b>
6)	48.227			<b>1'50.421</b>
7)	47.240	26.370	34.482	<b>1'48.092</b>
8)	46.053	25.321	33.949	<b>1'45.323</b>
9)	47.180			<b>1'58.931</b> B
10)	29'06.807	25.091	33.967	<b>30'05.865</b>
11)	44.954	26.024	38.068	<b>1'49.046</b>
12)	55.389			<b>2'02.923</b> B
13)	14'39.977	26.798	37.004	<b>15'43.779</b>
14)	51.473			<b>1'58.888</b> B



Autodromo Riccardo Paletti 2.375m.

## ANALISI DEI TEMPI PROVE LIBERE MATTINO



Autodromo Riccardo Paletti 2.375m.

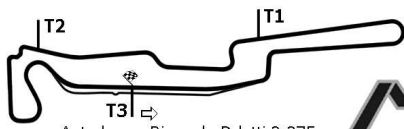
GIRO VEL SETT.1 SETT.2 FINISH TEMPO

GIRO VEL SETT.1 SETT.2 FINISH TEMPO

### 81 PAGANI Gilles

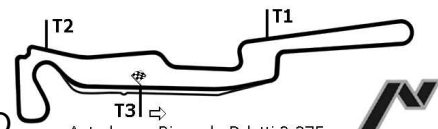
ALAN RACING FORMULA ABAR

1)	6'14.933				<b>1'35.764</b>
2)	39.344				<b>1'32.485</b>
3)	38.572	22.692	30.894		<b>1'32.158</b>
4)	38.783	23.444	31.822		<b>1'34.049</b>
5)	39.195				<b>1'36.485</b>
6)	39.743				<b>1'41.460 B</b>
7)	32'57.709	26.148	33.670		<b>33'57.527</b>
8)	39.409				<b>1'33.633</b>
9)	37.624	22.962	30.050		<b>1'30.636</b>
10)	37.284	22.579	29.964		<b>1'29.827</b>
11)	50.489	22.437	29.226		<b>1'42.152</b>
12)	44.214				<b>1'44.195</b>
13)	47.041	25.025	37.634		<b>1'49.700 B</b>
14)	10'19.036	23.638	30.477		<b>11'13.151</b>
15)	42.391	24.662	31.849		<b>1'38.902</b>
16)	42.788	24.594	31.412		<b>1'38.794</b>
17)	2'15.716	23.031	34.204		<b>3'12.951 B</b>



Autodromo Riccardo Paletti 2.375m.

## ANALISI DEI TEMPI PROVE LIBERE MATTINO



Autodromo Riccardo Paletti 2.375m.

GIRO VEL SETT.1 SETT.2 FINISH TEMPO

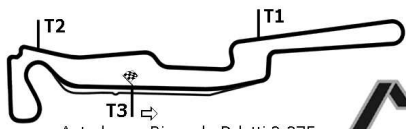
GIRO VEL SETT.1 SETT.2 FINISH TEMPO

### 87 CONCORRENTE 1

DIEGI

FORMULA ABAR

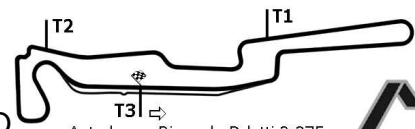
1)	2'12.442	23.155	46.218	<b>1'54.508</b>
2)	26.366	22.832	48.192	<b>1'37.390</b>
3)				<b>44'10.344</b>
4)	49.604	27.327	35.998	<b>1'52.929</b>
5)	44.785	28.225	33.497	<b>1'46.507</b>
6)	44.466	25.329	33.969	<b>1'43.764</b>
7)	42.187	23.974	32.569	<b>1'38.730</b>
8)	41.323	24.329	41.099	<b>1'46.751 B</b>
9)	12'35.505	25.125	34.901	<b>13'35.531</b>
10)	48.964	26.187	34.125	<b>1'49.276</b>
11)	41.887	23.672	31.826	<b>1'37.385</b>
12)	44.007	23.864	31.200	<b>1'39.071</b>
13)	42.211	23.223	37.440	<b>1'42.874</b>



Autodromo Riccardo Paletti 2.375m.



**ANALISI DEI TEMPI PROVE LIBERE MATTINO**



Autodromo Riccardo Paletti 2.375m.

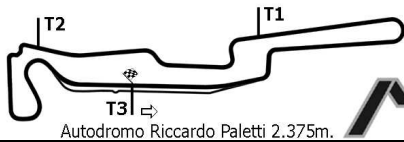


GIRO VEL SETT.1 SETT.2 FINISH TEMPO

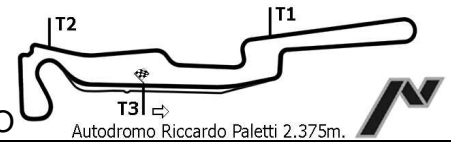
GIRO VEL SETT.1 SETT.2 FINISH TEMPO

**121 GILARDONI Kevin**  
CRAM COMPETI FORMULA ABAR

1) 14'30.331 **23'33.067 B**



**ANALISI DEI TEMPI PROVE LIBERE MATTINO**



GIRO VEL SETT.1 SETT.2 FINISH TEMPO

GIRO VEL SETT.1 SETT.2 FINISH TEMPO

**144 PALMERI Eugenio**

LINE RAGE FORMULA 3

1)	39'34.377	24.375	31.997	<b>1'38.273</b>
2)	41.688	23.549	32.057	<b>1'37.294</b>
3)	39.340	22.697	31.282	<b>1'33.319</b>
4)	39.271	23.208	31.691	<b>1'34.170</b>
5)	37.999	22.456	30.346	<b>1'30.801</b>
6)	37.885	21.503	29.599	<b>1'28.987</b>
7)	37.435	21.789	29.461	<b>1'28.685</b>
8)	37.233	21.895	30.903	<b>1'30.031</b>
9)	35.488	24.128	29.454	<b>1'29.070</b>
10)	36.957	21.884	35.603	<b>1'34.444 B</b>
11)	16'47.592	21.946	29.421	<b>17'38.959</b>
12)	39.222	24.390	30.195	<b>1'33.807</b>
13)	38.497	22.805	30.276	<b>1'31.578</b>
14)	39.796	23.088	34.790	<b>1'37.674 B</b>

IL DSC: Rapi Andrea